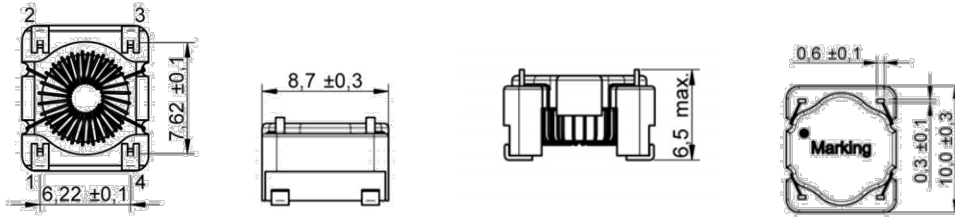
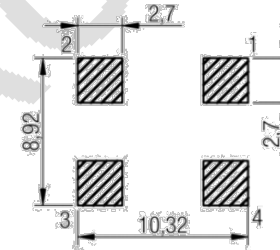



1. Shape & Dimensions (mm)



2. Recommended Land Pattern (mm)



3. Electrical Properties

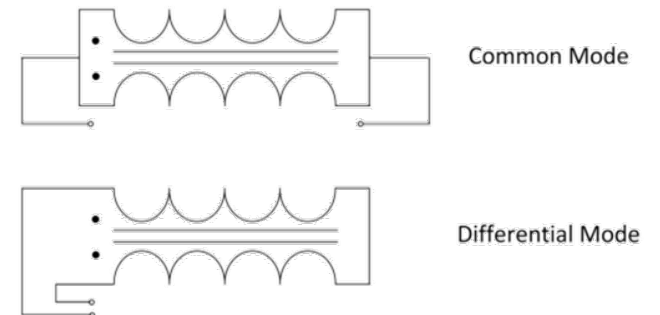


Part Number	Inductance L	Impedance Zmax @ 20°C 33% RH	Rated Current IR @ ΔT = 40 K	DC Resistance RDC	Insulation Test Voltage UT	Rated Voltage UR
PVT-MDLC1006-332S	2x3300uH ± 40%	8900Ω typ	650mA max	2x0.36Ω max	300V(AC) max	80V

Remarks:

- Inductance: 2200uH~4700uH @ 100KHz/0.1V
Impedance: 7500Ω~13000Ω Typ.
Rated Current: 350mA~750mA Max. DC current that will cause an approximate ΔT of 40°C
DC Resistance: 0.3Ω~0.72Ω Max.
- It is recommended that the temperature of the part does not exceed 125°C under worst case conditions.
 - Operating temperature: -40°C to +125°C
 - Storage temperature (on tape & reel): -20°C to +40°C; 75% RH max.

4. Test Setup



(continued)

5. Typical Impedance Characteristics

